


275/P 400A



HYDRAULIC BOLLARD WITH BUILT-IN PUMP

PILOMAT 275/P 400A automatic bollards are the top line products of the PILOMAT range. Current models are the result of our 40 years' experience in the security field and in excess of 20 years in the specific design and manufacture of bollards. The 275/P 400A bollard is recommended for use in any pedestrian areas, private parkings, business parkings, private driveways, business driveways, commercial driveways.

The 275/P 400A is available with a large number of optional accessories that allow you to customize your system according to your security needs.



100% MADE IN ITALY

PAG.1/3

PILOMAT s.r.l.
www.pilomat.com / pilomat@pilomat.com
Via Zanica 17/p, 24050, Grassobbio (BG) Italy
Tel. +39.035.29.72.20
Copyright 2016© Pilomat S.r.l. All rights reserved

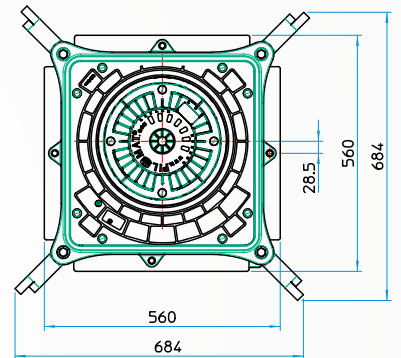
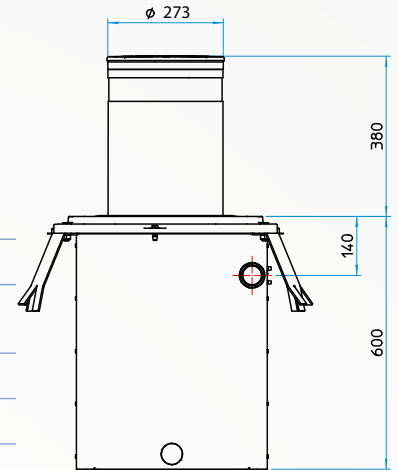
275/P 400A_DATASHEET.19 REVIEW 25/09/2019

275/P 400A



AVAILABLE ITEMS

- PILOMAT BOLLARD 275/P 400AIXV - STAINLESS STEEL PAINTED
- PILOMAT BOLLARD 275/P 400AIXS - STAINLESS STEEL BRUSHED
- PIT IN ALUZINC FOR PILOMAT 275/P 400A - COUNTERFRAME AND BRACKETS
ONE PIT FOR EACH BOLLARD
- CONTROL UNIT FOR PILOMAT 275/P 400A
- MULTILED FLASHING LIGHT- 25 LED POINTS
- BUZZER ACOUSTIC SIGNAL FOR AUTOMATIC BOLLARD
- REFLECTING ADHESIVE STRIP - WHITE (NO-LOGO)
- HEAD WITHOUT LOGO FOR PILOMAT 275/P 400A
- PAINTING WITH RAL COLOUR ON REQUEST
- BIODEGRADABLE OIL FOR HYDRAULIC PUMP
- HEATING RESISTANCE FOR PILOMAT BOLLARDS - TRANSFORMER AND THERMOSTAT
ONE RESISTANCE FOR EACH BOLLARD
- RADIO RECEIVER
- RADIO TRANSMITTER TWO-CHANNEL
- TRAFFIC LIGHT WITH TWO LIGHTS (GREEN-RED)
- INDUCTIVE DETECTOR FOR LOOPS
- INDUCTIVE LOOPS
- TIMER PROGRAMMER
- INDUCTIVE CARD READER
- LOCK SELECTOR



100% MADE IN ITALY

PAG.2/3

PILOMAT s.r.l.
www.pilomat.com / pilomat@pilomat.com
Via Zanica 17/p, 24050, Grassobbio (BG) Italy
Tel. +39.035.29.72.20
Copyright 2016© Pilomat S.r.l. All rights reserved

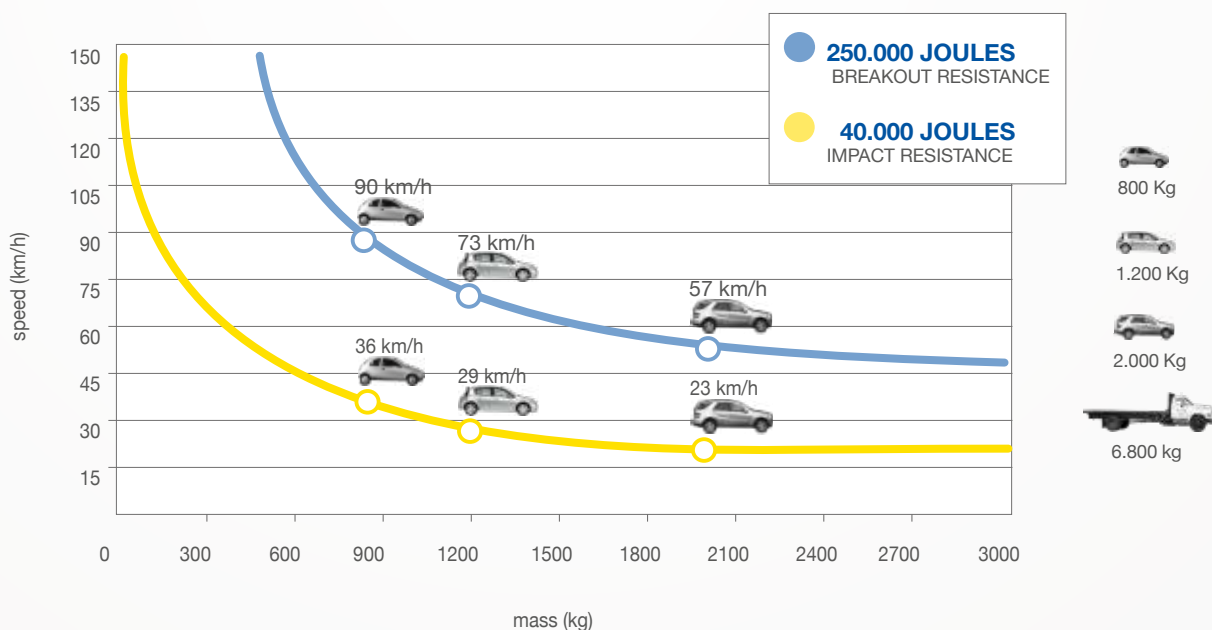
275/P 400A_DATASHEET.19 REVIEW 25/09/2019

Information in this document is for reference only. In pursuit of its policy of continuous refinement and improvement, Pilomat reserves the right to amend this information at any time and without prior notice.
Picture shown is for illustration purpose only.

275/P 400A



CYLINDER MATERIAL	X5CrNi 18-10 STAINLESS STEEL
CYLINDER DIAMETER	273mm
CYLINDER HEIGHT	400mm
CYLINDER STAINLESS STEEL THICKNESS	6mm
CYLINDER STAINLESS STEEL FINISH	ANTI-CORROSION TREATMENT - STANDARD PAINTING GREY ANTHRACITE OR BRUSHED
REFLECTING ADHESIVE STRIP	YES - HEIGHT 55mm
RISING SPEED	15cm/s
LOWERING SPEED	25cm/s
MANUAL EMERGENCY LOWERING	YES (ALSO FOR VERSION WITH AUTOMATIC LOWERING IF POWER FAILED)
SAFETY REVERSAL PRESSURE SWITCH	YES
CONNECTION LINE TO CONTROL UNIT	STANDARD 10m (MAX. LENGTH 80m - WITH HEATING RESISTANCE MAX. 50m)
VOLTAGE FOR CONTROL UNIT	230Vac (+/- 10%) 50/60Hz
HYDRAULIC PUMP	BUILT-IN THE BOLLARD
PROTECTION CLASS	IP67
TYPE OF USE	INTENSIVE - LIFE AVERAGE 3.000.000 MOVEMENTS - 2000 MOVEMENTS/DAY
IMPACT RESISTANCE (WITHOUT DEFORMATION)	40.000 J
BREAKOUT RESISTANCE	250.000 J
OPERATING TEMPERATURE	-40 °C +70 °C (FOR TEMPERATURES LOWER THAN -10 °C USE THE HEATING RESISTANCE)



100% MADE IN ITALY

PILOMAT s.r.l.
www.pilomat.com / pilomat@pilomat.com
 Via Zanica 17/p, 24050, Grassobbio (BG) Italy
 Tel. +39.035.29.72.20
 Copyright 2016© Pilomat S.r.l. All rights reserved