

# RBS500



## ROAD BLOCKER SURFACE

PILOMAT ROAD BLOCKER SURFACE is designed for installation at “surface level” by means of chemical anchors, in order to avoid the execution of civil works and therefore any issues relating to the presence of sub-services.).

Current models are the result of our 40 years’ experience in the security field and in excess of 20 years in the specific design and manufacture of bollards.



## AVAILABLE ITEMS

ROAD BLOCKER SURFACE RBS500 3.500mm - EQUIPPED WITH: TWO SIDE COLUMNS, HYDRAULIC PUMP, CONTROL UNIT, SAFETY PHOTOCELLS AND TWO INDICATOR LIGHTS.

ROAD BLOCKER SURFACE RBS500 4.500mm - EQUIPPED WITH: TWO SIDE COLUMNS, HYDRAULIC PUMP, CONTROL UNIT, SAFETY PHOTOCELLS, TWO INDICATOR LIGHTS.

ROAD BLOCKER SURFACE RBS500 5.500mm - EQUIPPED WITH: TWO SIDE COLUMNS, HYDRAULIC PUMP, CONTROL UNIT, SAFETY INFRARED PHOTOCELLS AND TWO INDICATOR LIGHTS.

ACOUSTIC BUZZER

ALARM SENSORS FOR THE DETECTION OF: ATTEMPT OF EMERGENCY MANUAL LOWERING - ATTEMPT TO REMOVE CONTROL UNIT COVER - ATTEMPT TO LOWER THE PLATFORM

KIT CHEMICAL ANCHORS FOR FIXING ROAD BLOCKER SURFACE

HEATING RESISTANCE - TRANSFORMER - THERMOSTAT FOR RBS500

2,4kW - 3kVA UPS TO KEEP ACTIVE 1 RBS500/RB500/RB100/TK BIG (ABOUT 10 OPERATIONS)

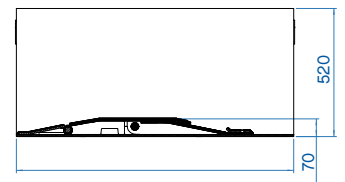
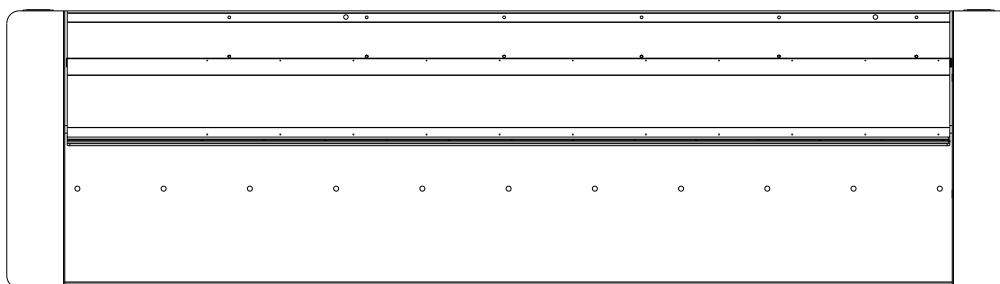
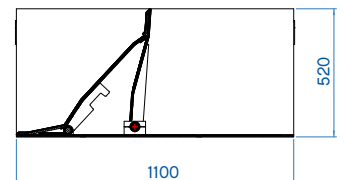
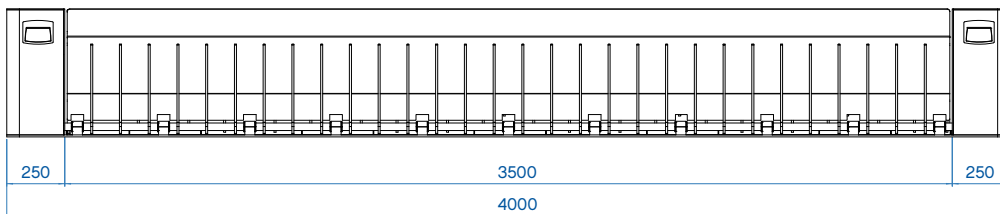
RADIO RECEIVER

RADIO TRANSMITTER TWO-CHANNEL

FEEDER/ACCUMULATOR GROUP ON CONTROL PANEL FOR EMERGENCY LOWERING

INDUCTIVE DETECTOR FOR LOOPS

INDUCTIVE LOOPS

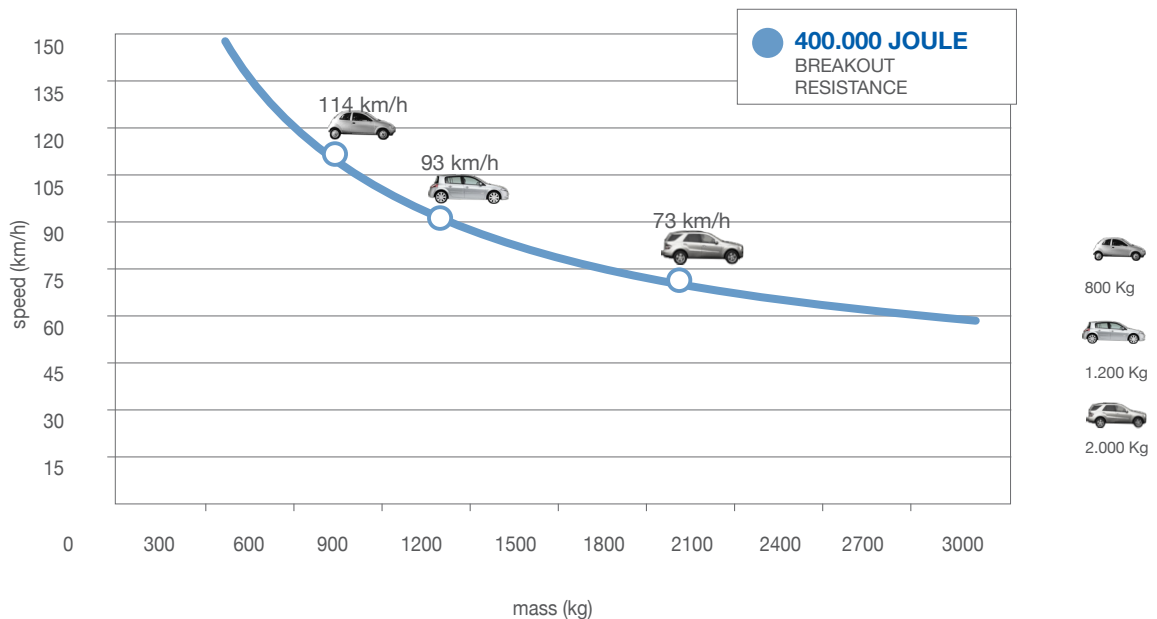


# RBS500



PLATFORM HEIGHT FROM THE GROUND LEVEL	500mm		
PLATFORM LENGTH - CLEARWAY LENGHT	3.500mm	4.500mm	5.500mm
TOTAL RBS500 DIMENSION	4.000x1.100x520mm	5.000x1.100x520mm	6.000x1.100x520mm
PLATFORM NORMAL STEEL FINISH	ANTICORROSION TREATMENT STANDARD PAINTING RAL9006 WHITE ALLUMINIUM - METALLIC		
RISING TIME	6"		
LOWERING TIME	6"		
MOVEMENT PRINCIPLE	HYDRAULIC		
REFLECTING ADHESIVE STRIP	STANDARD - HEIGHT 55MM		
CLASS OF LOAD	REGULATION U.N.I. D400		
TYPE OF USE	INTENSIVE 2.000 CYCLES/DAY		
LIFE UNITS	3.000.000 CYCLES		
CONTROL UNIT	BUILT-IN INTO THE SIDE COLUMN		
VOLTAGE FOR CONTROL UNIT	230VAC/400VAC (+/- 10%) – 50/60Hz		
MANUAL EMERGENCY LOWERING	STANDARD		
TWO-WAYS TRAFFIC LIGHTS (RED/GREEN)	STANDARD - N. 2 WARNING LIGHTS BUILT LIGHTS-IN THE SIDE COLUMNS (RBS DOWN: GREEN – RBS IN MOTION: RED, FLASHING – RBS UP: RED, FIXED)		
PEDESTRIAN SAFETY	STANDARD - MULTI-INFRARED PHOTOCCELL 500mm		
IMPACT RESISTANCE	40.000 J		
BREAKOUT RESISTANCE *1	400.000 J		
KIT FIXING CHEMICAL ANCHORS	OPTIONAL		
NOMINAL OPERATING TEMPERATURES	-40°C +70°C (FOR LOW TEMPERATURES SEE THE HEATING RESISTANCE)		

\*1 The breakout resistance refers to a road blocker surface laid on a proper flooring which ensure the fixing of 30 chemical anchors (i.e. concrete floor); in case of laying on a different floor (i.e. asphalt) the chemical anchors do not guarantee the proper resistance to a possible impact. If in the supplying is requested the breakout resistance, check the RBS 500 installation manual in order to respect all concrete flooring dimensions for the installation.



100% MADE IN ITALY

PILOMAT s.r.l.  
[www.pilomat.com](http://www.pilomat.com) / [pilomat@pilomat.com](mailto:pilomat@pilomat.com)  
 Via Zanica 17/p, 24050, Grassobbio (BG) Italy  
 Tel. +39.035.29.72.20  
 Copyright 2019© Pilomat S.r.l. All rights reserved

RBS500\_DATASHEET.19 REVIEW 16/09/2019